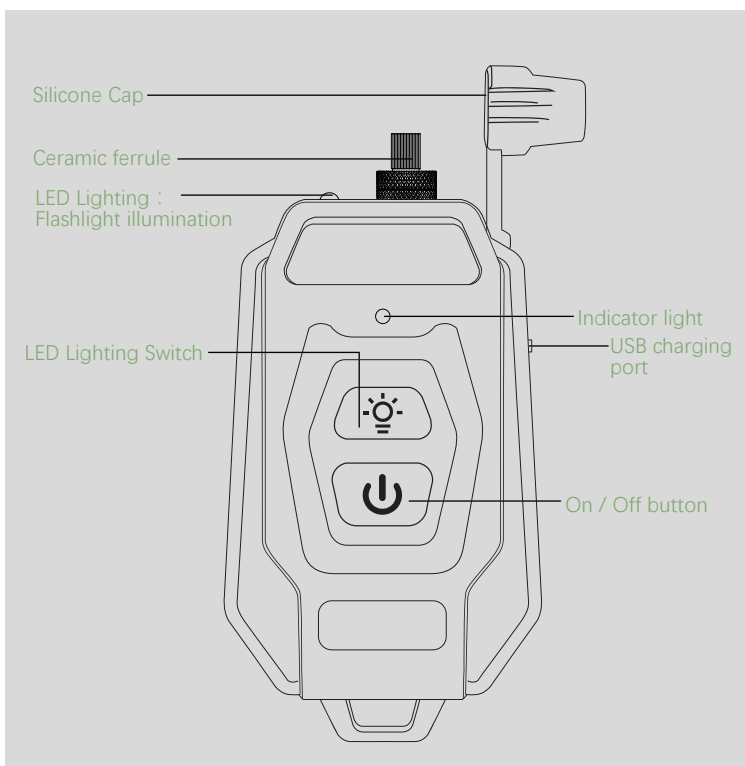


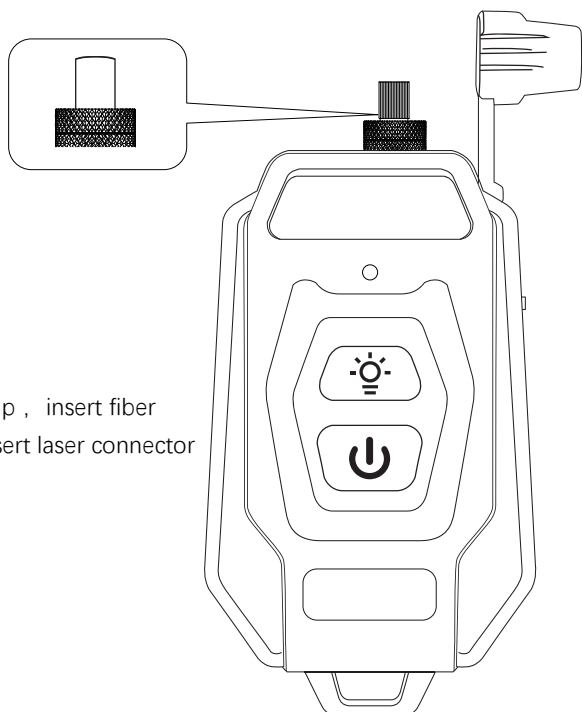
OFL-Q Visual Fault Locator

Products introduction

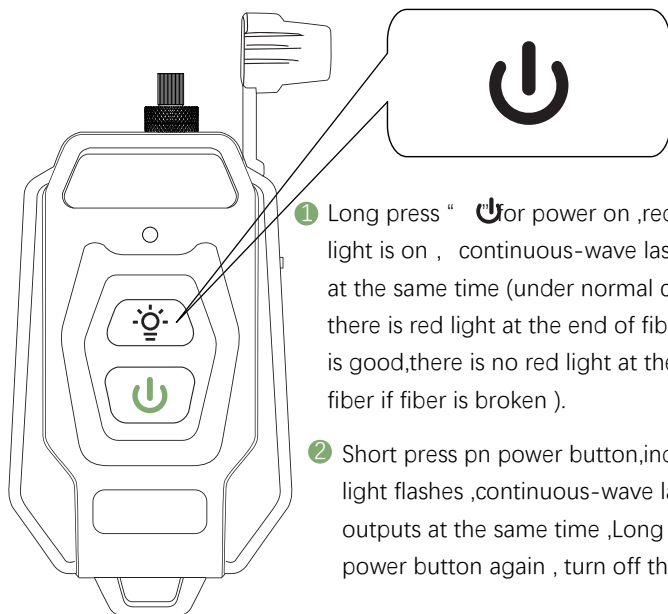
OFL-Q is built in light emitting devices called semiconductor laser ,use constant Current power supply as actuation , emit stable red light ,connect with fiber connector ,then enter into singlemode fiber and multimode fiber ,realize the function of optical fiber fault detection. It is a indispensable tool for optical fiber engineering construction ,optical network maintenance ,optical devices production and research .



1 laser connector

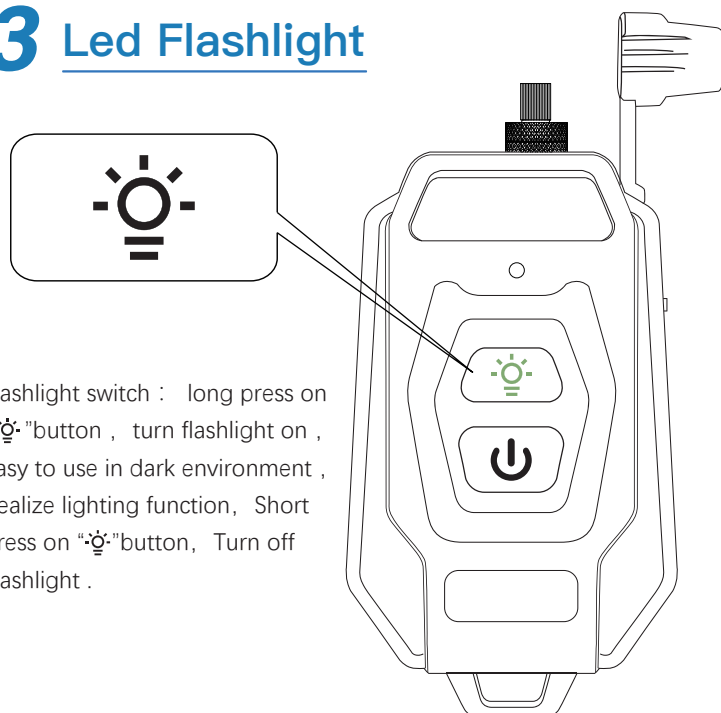


2 Power button



③ Under normal conditions ,It will automatically shut down with 15 minutes no operation, for extending battery life .

3 Led Flashlight



4 Power-Saving Function

- ① Long press on Power button , will start power-saving function by default , automatically shut down with 15 minutes no operation, prevent mistakenly touching which might be caused power waste.
- ② Long Press on Power button until indicator light flashes 3 times ,turn off auto-shut off function ,turn to convert to constant mode .

5 The solution of common troubles

Trouble indication	Possible cause	Solution
LED light is faint	Low battery	Charge the battery
unable to charge	low battery or others	power on again or charge

6 Product Characteristics

- 650nm red laser
- Pulse and Continuous wave
- output power:1MW, 10MW, 20MW, 30mw
- 2.5mm universal connector
- 30 hours working time
- 1.25mm LC adapter

7 Products Specification

Power range	1mW	10mW	20mW	30mW
Test distance	3-5km	8-10km	15-20km	25-30km
wavelength distance	650nm			
Laser type	LD			
Modulation frequency	CW / 2Hz			
working temperature	-20 ~ +60 (°C)			
LED flashlight	Available			
Power Supply	AAA 1.5V battery x 2 / Li-battery 1000mAh			
charging port	USB interface (only for charging type VFL)			
Size	93 x 46.5 x 21 (mm)			
weight	61 g (includes battery)			

➤ Use environment

- Operating environment altitude: areas below 2000m above sea level

8 Tips

- ⚠ Please read all instructions and warnings before using this product. Irregular use will cause. It will damage the product or personal safety.

- 1) Please read carefully and understand the parts of warnings and operation instructions in user manual
- 2) Please strictly follow the user manual strictly to use VFL
- 3) Laser is harmful , Pay attention to protect your eyes . When laser is on , Don't look red laser in the eyes
- 4) Laser is heating device , In general, the higher the temperature , the shorter the lifetime of Laser .Avoid high temperature environment when using ,Do not recommend to use continuously for a long time .
- 5) Cover the dust cap after using , Prevent dust from enter into VFL
- 6) if don't use the device in a long time , Li-battery will be self-discharge , Low voltage will cause VFL can not turn on , Please charge VFL before using
- 7) Please use cleaning swab to clean interface when used VFL for a long time .

➤ Standard configuration

- packing carton , main body certificate of quality .

Contact us

Cablexa
RELIABLE CONNECTIVITY